

HAZARDOUS LOCATION VALVES



Series 70 >> Model N71

Hazardous Location – 2-Way Normally Open Valve

The N70 line Peter Paul Hazardous location valves are UL listed and certified for non-incendive hazardous location Class 1, Div 2, Groups A, B, C and D; Class 2, Div 2, Groups E, F and G; T3C temperature rating.

- **Largest direct acting (non-piloted) valve we manufacture.**
- **Large orifice.**
- **High flow.**
- **Will operate effectively at very low pressures or vacuum.**

Note: This valve also available as an operator. Refer to following page.

OPERATING CONDITIONS

Media: Air, water, and other fluids compatible with standard Buna seals. Hot water, steam, gasoline, and many oils require special seal materials. (Series 70 pressure ratings may change due to the viscosity of the liquid.)*

Valve Temperature Range: Standard Valves - 0°F (-18°C) to 104°F (40°C) ambient; 0°F (-18°C) to 150°F (65°C) media. Optional Valves - can tolerate much higher or much lower ambient and media temperatures.*

Maximum Operating Pressure Differentials: See table on proceeding page.

Burst Pressure: 4000 PSI

Leakage: Bubble tight for standard valves.

Vacuum: To 5 Microns*

ELECTRICAL CHARACTERISTICS

Coil Voltage: 12 to 1150V AC 60 HZ. and 11 to 1035V AC 50 HZ. – 2.5 to 220V DC

Nominal Power: AC – 18.0 Watts DC – 16.0 Watts

Coil Construction: Potted Class F or Class H (Opt.)

Typical Response Time on Air: 4 - 16 Milliseconds

Operating Speed: Up to 600 CPM

Duty Cycle: Continuous

MECHANICAL CHARACTERISTICS

Body: Stainless Steel (Std.) or Brass (Opt.)

Internal Components: Stainless Steel

Elastomers: Nitrile (Buna) (Std.). Many other elastomers available.*

Orifice Diameter: See table on proceeding page.

Porting: Standard 1/4" NPT (other ports available).*

Housing: 1/2" NPT conduit.*

Listings: Listed and Certified for Non-Incendive Hazardous Locations Class 1, Div 2, Groups A, B, C and D • Class 2, Div 2, Groups E, F and G • T3C Temperature rating*

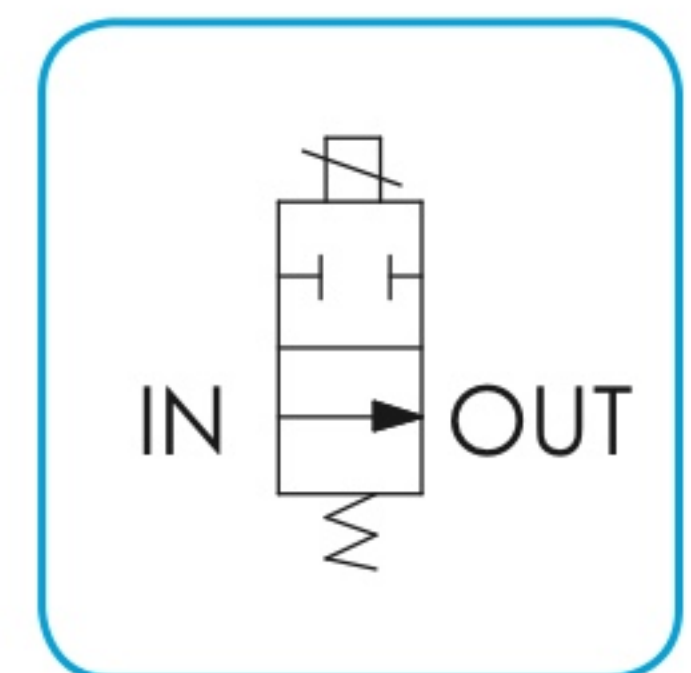
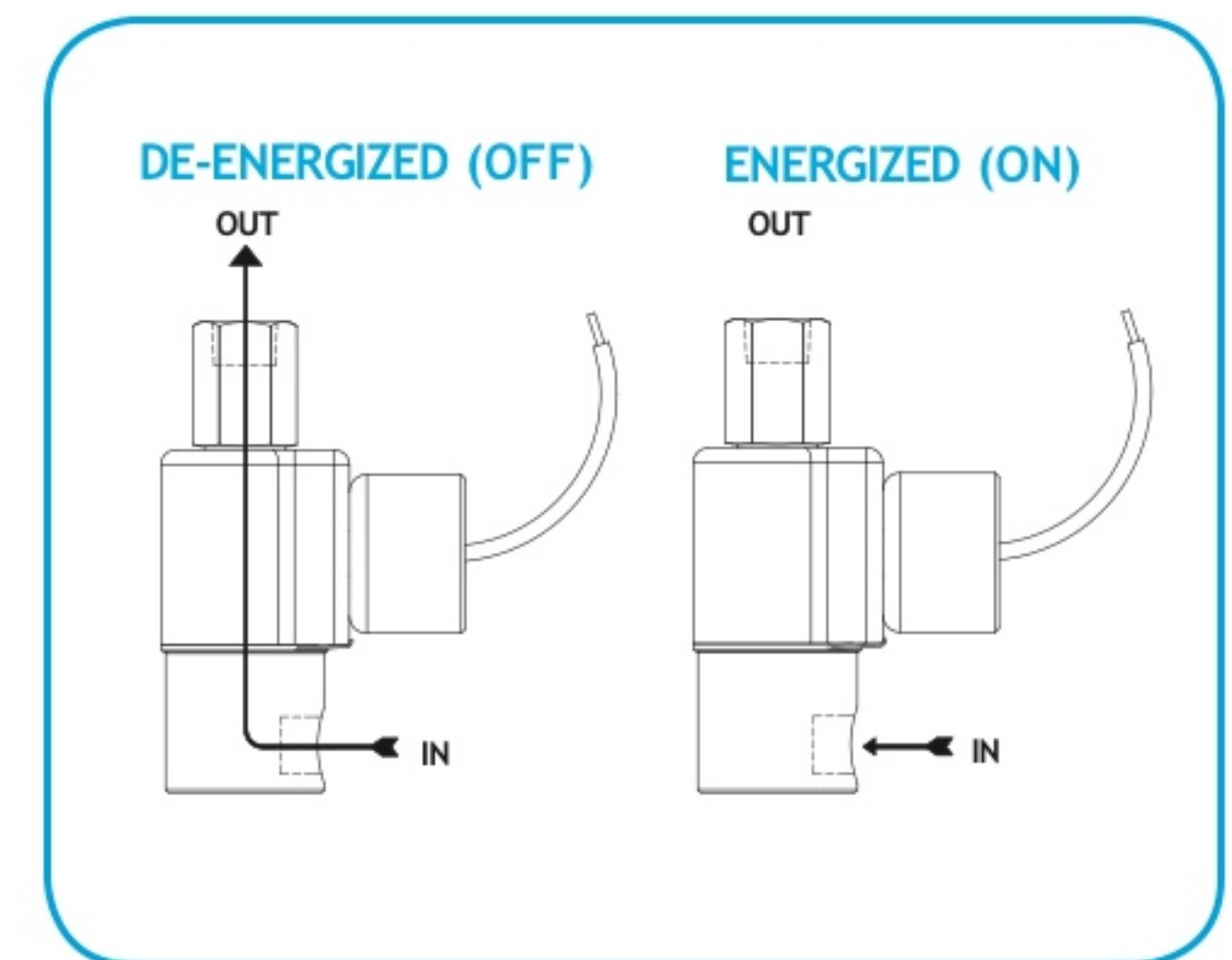
Life Expectancy: Millions of cycles, depending on application, lubrication, etc.

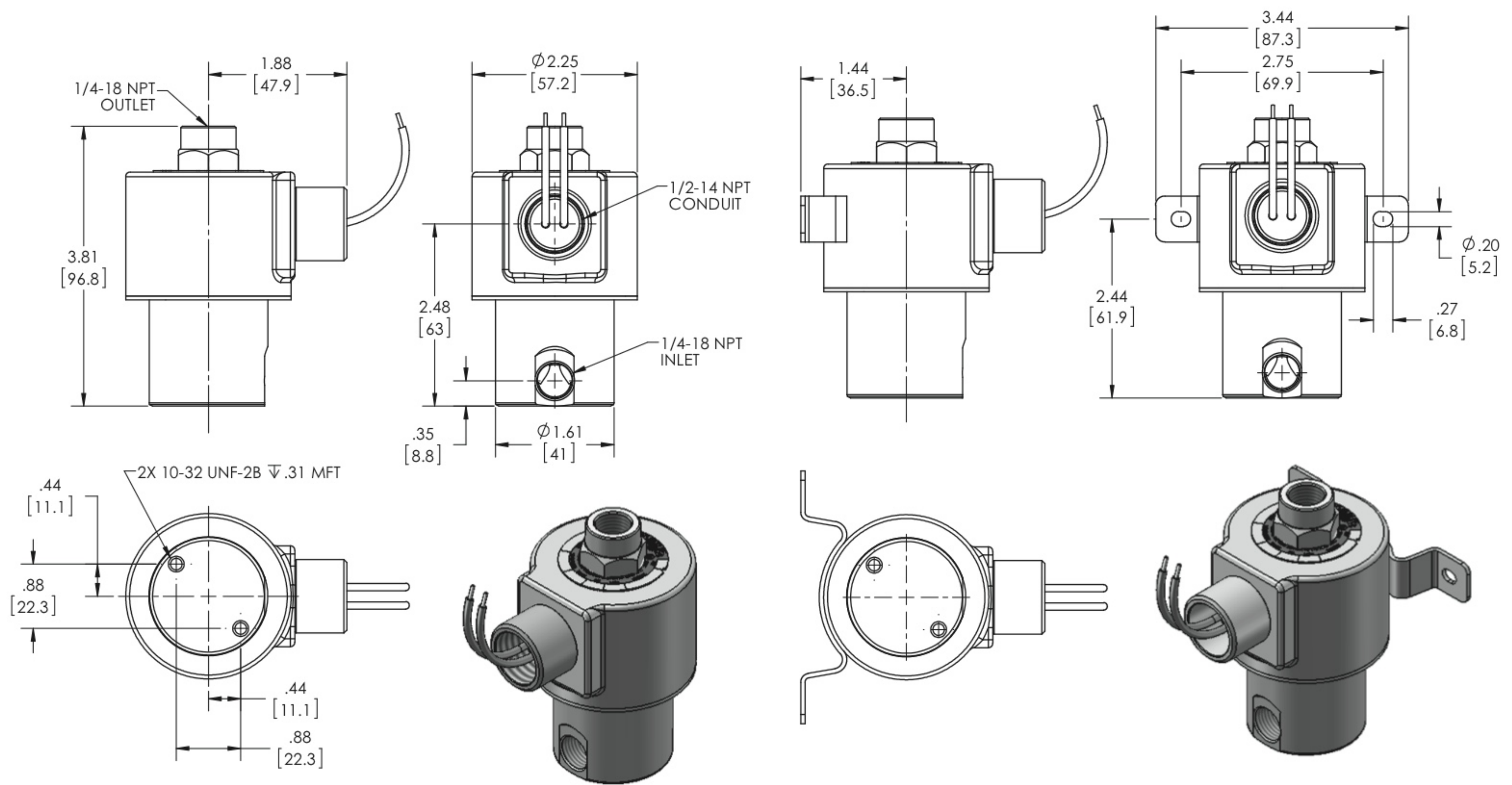
Valve Weight: Conduit Valve: 2.06 lb

Repair Packs: See table on proceeding page.

Options: Alternate Port Locations, Metering and Alternate Elastomers

* Consult representative or factory for options and specifications.





SERIES N70
MODEL N71 1/4-18 NPT
2WNO
CONDUIT CONNECTION

SERIES N70
MODEL N71 1/4-18 NPT
2WNO
CONDUIT WITH BRACKET

VALVE SPECIFICATIONS

MAX. OPER. PRESS. DIFF.		ORIFICE SIZE	CV FACTOR	VALVE NUMBER
AC	DC	N.O.	N.O.	CONDUIT HOUSING
				1/4 NPT PORTS
350	350	1/16	.09	N71J9ZCP
250	250	3/32	.22	N71K9ZCP
175	175	1/8	.35	N71N9ZCP
125	125	5/32	.45	N71O9ZCP
100	100	3/16	.50	N71P9ZCP

ORDERING INFORMATION:

WHEN ORDERING VALVES OR REPAIR PACKS ADD VOLTAGE AND FREQUENCY TO COMPLETE VALVE NUMBER. EXAMPLES: VALVE (N71P9ZCP 120/60) REPAIR PACK (KN71PDX AC)

WHEN ORDERING OPERATORS ADD THE LETTER "O" TO THE FRONT OF THE VALVE NUMBER, REPLACE BODY PORT NUMBER WITH THE LETTER "D": EXAMPLE: OPERATOR (ON71P9DCP 120/60)